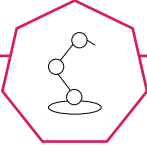


Activity sheet 4

Articulated arm

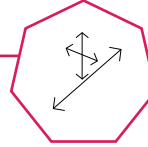


Advantage

Limitation

Applications

Cartesian/ Gantry

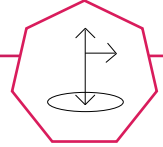


Advantage

Limitation

Applications

Polar/ Cylindrical

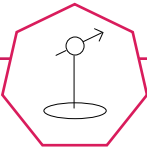


Advantage

Limitation

Applications

Spherical

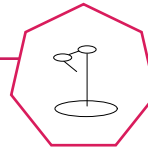


Advantage

Limitation

Applications

SCARA

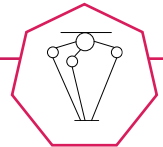


Advantage

Limitation

Applications


Delta



Advantage

Limitation

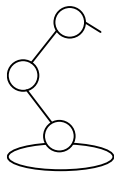
Applications



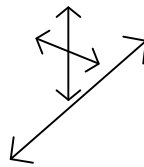
Activity sheet 5

Sketch the work envelope for each design. Include what you think might be 'dead space' where the arm cannot go.

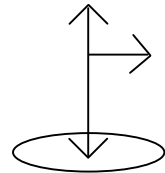
**Articulated
arm**




**Cartesian/
Gantry**



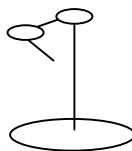
**Polar/
Cylindrical**



Spherical



SCARA



Delta

